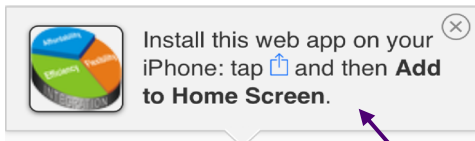
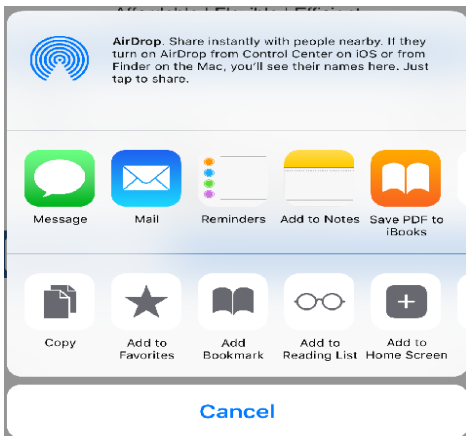


I-Phone Instructions

From Safari, you would type in the Credit Union's website address and add **/m** (forward slash m) to the end and press Go.

On the pop up screen you will choose **"Add to Home Screen"** and then another screen will pop up asking you to verify you want to add that ICON to your Home Screen.

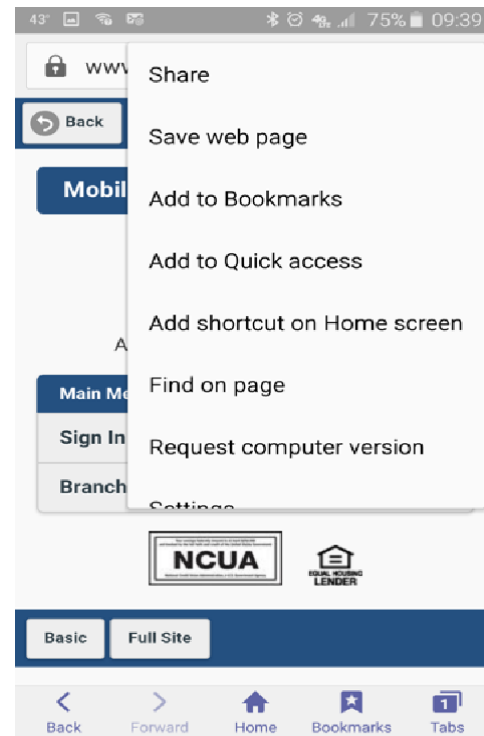


If you have been to this site only once before, this **pop up** will appear and ask you if you would like to "Add to Home Screen" and it will show a picture of the Credit Union's Mobile Banking ICON. This will only appear the second time you go to this site address.

Otherwise, when you press go from Safari, you will see the Mobile Banking Log In screen only. If you Press the **square with the arrow picture**, another screen will pop up and show various options for you to choose.

Android Instructions

Type in the Credit Union's website address on the Browser page. Select **"More"** in the top right hand corner and another screen will pop up.



Select **Add shortcut on Home screen**.

If you use Chrome as your browser, Open Google Chrome and navigate to the Credit Union's website address.

Touch the **three dot Settings** button in the top right and choose **"Add to Home screen"** and another screen will pop up.

Click **"ADD"**